

INTRODUCTION

GENERAL ENGLISH

Level A1



LEARNING OBJECTIVES

By the end of this lesson, you will be able to:

- Understand how to get the most out of VOCA Classzoom.
- Understand the structure of the course.
- Know what you should do next.



WHY ENGLISH?

What do you learn English for?



School or university



Job and career



Own enjoyment



Making new friends



Moving to a new country



Travelling

WHY GENERAL ENGLISH?

How can this course help you?



ARE YOU READY FOR A1?

Is this the right course for you?

Match the words with the correct groups.

doctor

fifteen

book

the US

brother

blue

shirt

COUNTRIES

CLOTHES

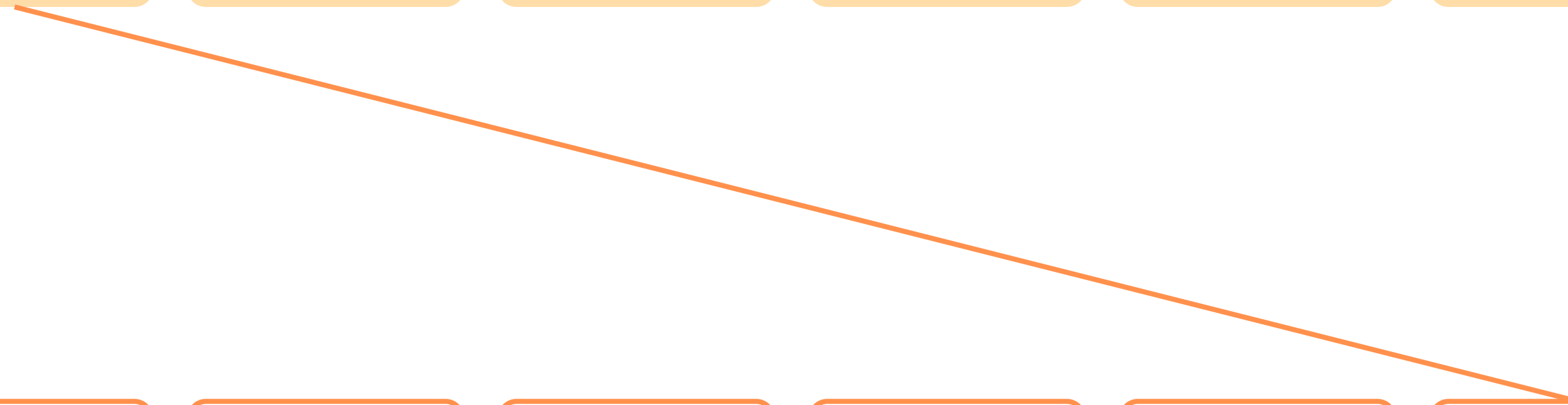
THINGS

NUMBERS

FAMILY

JOB

COLOURS



ARE YOU READY FOR A1?

Is this the right course for you?

Choose the correct words to complete the conversation.

Tom: Hello, I'm Tom. (1) **What's / Who's** your name?

Sarah: Hi, Tom. I'm Sarah.

Tom: Where are you from? (2) **Are / Am** you from the US?

Sarah: No, (3) **I am / I'm not**. I'm from Vietnam.

Tom: How's your work?

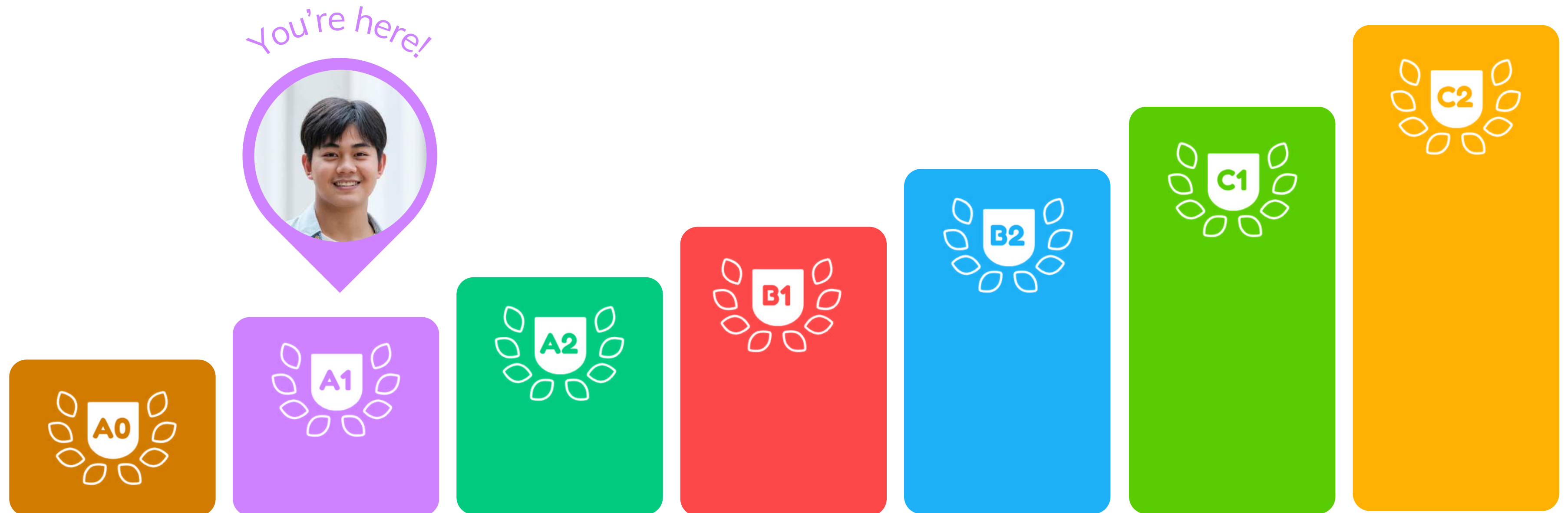
Sarah: It's (4) **great / bad**. Thank you.

Tom: (5) **Do / Are** you like cats or dogs?

Sarah: I like dogs, (6) **and / but** I don't like cats.

WHY GENERAL ENGLISH A1?

Why should you learn English from here?



The courses are designed accordingly to the Common European Framework of Reference for Languages (CEFR)

WHY GENERAL ENGLISH A1?

Why should you learn English from here?

General English	Common European Framework of Reference for Languages (CEFR)	Global Scale of English (GSE)	Cambridge English Qualifications (CEQ)
A0	Pre-A1 to A1	22 to 32	YLE Starters to Movers
A1	A1	30 to 38	YLE Movers
A2	A2	36 to 44	YLE Flyers to KET
B1	B1	42 to 58	PET
B2	B2	58 to 73	FCE
C1	C1 to C1+	73 to 90	CAE

COURSE OBJECTIVES

By the end of this course, you will be able to...



Achieve **A1 English level***



Develop **four skills**
at the elementary level

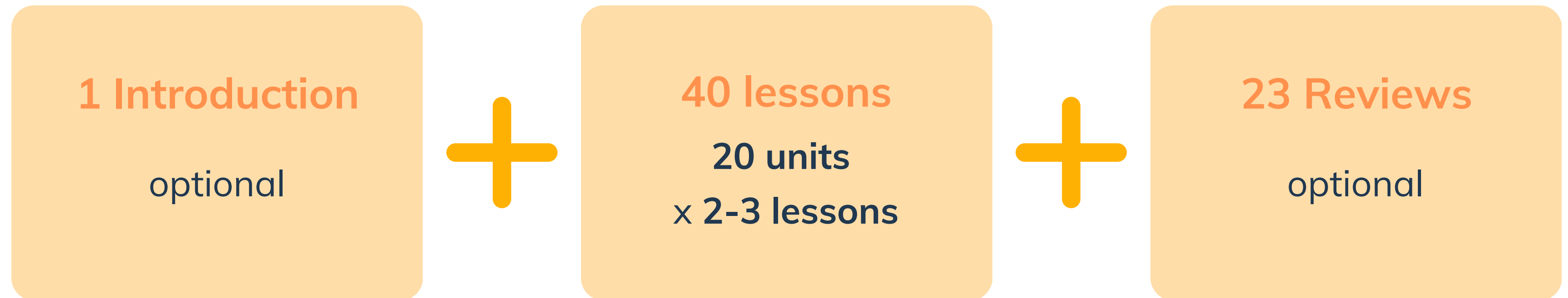


Use English in
your daily life now!

*Read Appendix for details.

COURSE OVERVIEW

The course includes:



COURSE OVERVIEW

Level A1.1

- Unit 1 Time for lunch!
- Unit 2 A day in the life
- Unit 3 Can I have that?
- Unit 4 Earth from space
- Unit 5 Good colleagues
- Unit 6 Yes, I can!

Level A1.2

- Unit 7 Can you help me?
- Unit 8 Birthday!
- Unit 9 Lost
- Unit 10 A great place to live
- Unit 11 Where are you?
- Unit 12 The travel show
- Unit 13 The little things

Level A1.3

- Unit 14 Heroes
- Unit 15 What's wrong?
- Unit 16 Focus on fitness
- Unit 17 Weekend break
- Unit 18 Going out, staying in
- Unit 19 A ticket, please
- Unit 20 Kodo drummers

OUR METHODS

English any where, any time!

You are required to use English everywhere on VOCA Classzoom. This makes sure English will become a habit without trying.



OUR METHODS

Every lesson is with a goal!

Every lesson is designed with clear and practical learning outcomes. You are ready to apply what you learn in real life situations.



OUR METHODS

Learn better with e-learning and live lessons!

The programme is designed with e-learning materials for self-study and live lessons for interaction with real teachers. Your learning journey will be faster and easier.



HOW TO LEARN?

You are recommended to go through the lessons in order for better results.



Review

Review and apply what you've learned in the unit.

Live lesson

Learn and practice your English skills with a real teacher.

Warm-up

Get an overview of the vocabulary, sentences or grammar that will appear in the lesson.

Prepare

Know your learning objectives and get an overview of the lesson.

AFTER THE LESSONS?

Your learning does not stop after the lessons.

Report

To receive helpful feedback and recommendations from your teacher.



Homework

To review and practice once again what you've learned.



Video record

To review and re-watch your lesson for better understanding and memory



REFLECT AND QUESTIONS

1. Do I understand how to get the most out of VOCA Classzoom?
2. Do I understand the structure of the course?
3. Do I know what you should do next?
4. Do I have any question?



APPENDIX

Course learning objectives (1)

By the end of the course Level A1, you will be able to:

A. Knowledge

1. Vocabulary: Use the language related to simple and familiar topics,

e.g. work, places, directions, everyday activities, etc.

2. Grammar:

- Use personal pronouns, ordinal numbers, basic prepositions, articles, etc.
- Make statements and questions using the present simple.
- Make simple statements, using common past simple forms.
- Use phrases to express wants, wishes, intentions, etc.

APPENDIX

Course learning objectives (2)

By the end of the course Level A1, you will be able to:

B. Skills

1. Listening:

- Recognise words and simple phrases related to familiar topics, if delivered slowly and clearly
- Understand simple sentences spoken slowly and clearly.
- Follow simple, everyday conversations if carried out slowly and clearly.
- Identify simple information in short videos, provided that the visual supports this information and the delivery is slow and clear.

2. Reading:

- Understand words and simple phrases related to familiar topics.
- Understand basic factual statements relating to pictures or simple texts.
- Understand short, simple texts, given visual support.

APPENDIX

Course learning objectives (3)

By the end of the course Level A1, you will be able to:

B. Skills (cont.)

3. Speaking:

- Accurately repeat clearly spoken words, phrases, and short sentences.
- Ask and answer simple questions on familiar topics in a limited way.
- Make offers, ask for help, describe positions, etc. using basic fixed expressions.

4. Writing:

- Write simple sentences on familiar topics.
- Write short, simple notes, emails and postings to friends.
- Write simple texts containing key information, given a model.

Your English
journey starts
right here
right now!

