

INTRODUCTION

# GENERAL ENGLISH

## Level A0



# LEARNING OBJECTIVES

By the end of this lesson, you will be able to:

- Understand how to get the most out of VOCA Classzoom.
- Understand the structure of the course.
- Know what you should do next.





# YOU KNOW ENGLISH!

Do you recognize these English words?



microphone



jeans



salad



yoghurt



sandwich



guitar



radio



chocolate



bus



pizza



# WHY ENGLISH?

What do you learn English for?



School or university



Job and career



Own enjoyment



Making new friends



Moving to a new country



Travelling



# WHY GENERAL ENGLISH?



How can this course help you?



# WHY GENERAL ENGLISH A0?

Why should you learn English from here?

*You're here!*



The courses are designed accordingly to the Common European Framework of Reference for Languages (CEFR)

# WHY GENERAL ENGLISH A0?

Why should you learn English from here?

General English	Common European Framework of Reference for Languages (CEFR)	Global Scale of English (GSE)	Cambridge English Qualifications (CEQ)
A0	Pre-A1 to A1	22 to 32	YLE Starters to Movers
A1	A1	30 to 38	YLE Movers
A2	A2	36 to 44	YLE Flyers to KET
B1	B1	42 to 58	PET
B2	B2	58 to 73	FCE
C1	C1 to C1+	73 to 90	CAE



# COURSE OBJECTIVES

By the end of this course, you will be able to...



Build English **foundation\***



Develop **four skills**  
at a basic level



Use English in  
**your daily life** now!

\*Read Appendix for details.




# COURSE OVERVIEW

The course includes:


**1 Introduction**

optional



**29 lessons**

**12 units**  
**x 2-3 lessons**



**14 Reviews**

optional

# COURSE OVERVIEW

## Level A0.1

---

Unit 1

Hello

Unit 2

Two jobs

Unit 3

Checking in

Unit 4

What's your name?

Unit 5

Where are they?

Unit 6

Family and friends

## Level A0.2

---

Unit 7

Small talk

Unit 8

Best home cook

Unit 9

Favourites

Unit 10

What's on your desk?

Unit 11

How much is it?

Unit 12

Shopping



# OUR METHODS

English any where, any time!

You are required to use English everywhere on VOCA Classzoom. This makes sure English will become a habit without trying.



# OUR METHODS

Every lesson is with a goal!

Every lesson is designed with clear and practical learning outcomes. You are ready to apply what you learn in real life situations.





# OUR METHODS

Learn better with e-learning and live lessons!

The programme is designed with e-learning materials for self-study and live lessons for interaction with real teachers. Your learning journey will be faster and easier.



# HOW TO LEARN?

You are recommended to go through the lessons in order for better results.



## Review

Review and apply what you've learned in the unit.

## Live lesson

Learn and practice your English skills with a real teacher.

## Warm-up

Get an overview of the vocabulary, sentences or grammar that will appear in the lesson.

## Prepare

Know your learning objectives and get an overview of the lesson.



# AFTER THE LESSONS?

Your learning does not stop after the lessons.

## Report

To receive helpful feedback and recommendations from your teacher.



## Homework

To review and practice once again what you've learned.



## Video record

To review and re-watch your lesson for better understanding and memory



# REFLECT AND QUESTIONS

1. Do I understand how to get the most out of VOCA Classzoom?
2. Do I understand the structure of the course?
3. Do I know what you should do next?
4. Do I have any question?





# APPENDIX

## Course learning objectives (1)

By the end of the course Level A0, you will be able to:

### A. Knowledge

- 1. Vocabulary:** Use the basic language related to basic and common topics, e.g. family, jobs, objects, feelings, etc.
- 2. Grammar:** Make basic statements and questions with present tense.

### B. Skills

#### 1. Listening:

- Recognise words and simple phrases related to familiar topics, if spoken slowly and clearly and supported by pictures.
- Understand the main information from short, simple dialogues, if delivered carefully and slowly.
- Identify simple details from short, simple dialogues, if delivered slowly and clearly

#### 2. Reading:

- Understand short, simple descriptions, given visual support.
- Understand basic phrases in short, simple texts.

# APPENDIX

## Course learning objectives (2)

By the end of the course Level A0, you will be able to:

### B. Skills (cont.)

#### 3. Speaking:

- Exchange basic personal details.
- Ask and answer simple questions on familiar topics in a limited way.
- Talk about your family, feelings, things around you, etc. using very basic fixed expressions.

#### 4. Writing:

- Write basic sentences, given prompts or a model.
- Write short, simple notes, emails and postings to friends.
- Write short descriptive texts on familiar personal topics, given a model.



Your English  
journey starts  
right here  
right now!

